


SY Summary

SYBIP UPDATE: JULY 2022

JOURNEYS (MILLIONS)

Latest 12 Months (Year to 28th May 2022)



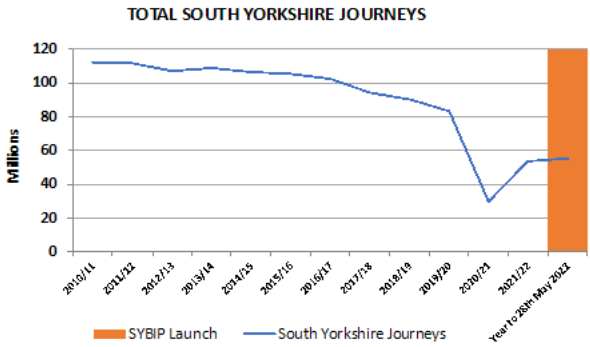
ACTUAL	TARGET	% COMPARED TO TARGET
56	77	72%

JOURNEYS GAP/SURPLUS: **-21**

Data Source: Operator Supplied Data

JOURNEYS (MILLION)

TOTAL SOUTH YORKSHIRE JOURNEYS



Data Source: Operator Supplied Data

COMMENTS

Comparison to 2024/5 Targets

- Total journeys 56m: **21m** short of target
- Reliability 96%: **4%** short of target
- Punctuality 82%: no target set
- Passenger satisfaction in 2019 at 89%: **3%** short of target
- Journey times -awaiting list of routes/corridors to include

OPERATIONAL PERFORMANCE

PUNCTUALITY

Latest 12 Months (July 2021 to June 2022)

ACTUAL	TARGET	DIFFERENCE
AVERAGE EXCESS WAITING TIME* 0.9		

ACTUAL	TARGET	DIFFERENCE
PERCENTAGE ON TIME 81.7%	95.0%	-13.3%

Data Source: Real Time Data

RELIABILITY

Latest 12 Months (May 2021 to April 2022)

ACTUAL	TARGET	DIFFERENCE
PERCENTAGE OPERATED 95.9%	99.5%	-3.6%

ROUTE JOURNEY TIMES

Awaiting feedback on routes/corridors to include

FLEET COMPOSITION, VALUE FOR MONEY, PASSENGER SATISFACTION

FLEET COMPOSITION

As at January 2022



ACTUAL	TARGET	DIFFERENCE
PROPORTION ZERO EMISSION 0.0%		
PROPORTION EURO V STANDARD OR OLDER 51.9%		

Data Source: Operator Supplied Data

VALUE FOR MONEY

As at May 2022



ACTUAL	TARGET	DIFFERENCE
AVERAGE FARE SY 1 DAY £4.76		
AVERAGE FARE SY 7 DAY £16.75		

Data Source: South Yorkshire Tickets (First, Stagecoach, TML, Arriva & Travelmaster)

PASSENGER SATISFACTION

Autumn 2019*



ACTUAL	TARGET	DIFFERENCE
PERCENTAGE SATISFIED WITH BUS SERVICE OVERALL 89%	92%	-3%

Data Source: Transport Focus *Surveys not taken place since 2019 (Covid-19)

By LA Summary



SYBIP UPDATE: JULY 2022



JOURNEYS (MILLION): YEAR TO 28TH MAY 2022

SOUTH YORKSHIRE			
	ACTUAL	TARGET	% COMPARED TO TARGET
	56	77	72%
			JOURNEYS GAP/SURPLUS
			-21

Data Source: Operator Supplied Data

DISTRICTS			
	ACTUAL	TARGET	% COMPARED TO TARGET
BARNLEY	7.4		
DONCASTER	10.6		
ROTHERHAM	7.0		
SHEFFIELD	30.5		

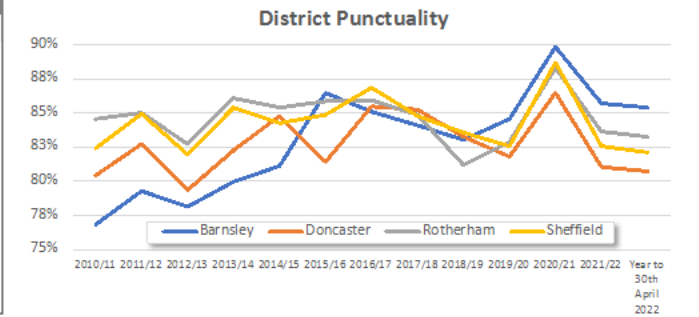
CUSTOMER GROUP			
	ACTUAL	TARGET	% COMPARED TO TARGET
FARE PAYERS	30.8		
ENCTS	12.8		
CHILD	12.0		

OPERATIONAL PERFORMANCE: PUNCTUALITY (JULY 2021 TO JUNE 2022)

SOUTH YORKSHIRE			
	ACTUAL	TARGET	DIFFERENCE
	81.7%	95.0%	-13.3%
			NOT CONFIRMED

Data Source: Real Time Data

DISTRICTS			
	ACTUAL	TARGET	DIFFERENCE
BARNLEY	84.7%	95.0%	-10.3%
DONCASTER	80.0%	95.0%	-15.0%
ROTHERHAM	82.4%	95.0%	-12.6%
SHEFFIELD	81.0%	95.0%	-14.0%

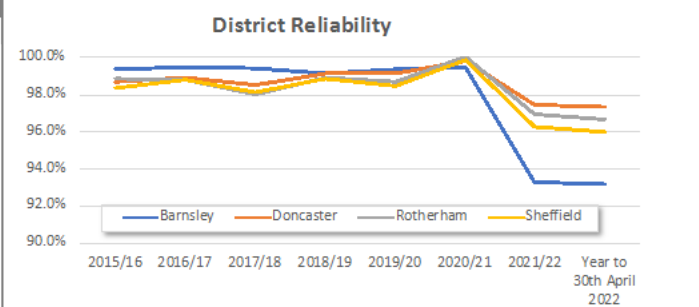


OPERATIONAL PERFORMANCE: RELIABILITY (MAY 2021 TO APRIL 2022)

SOUTH YORKSHIRE			
	ACTUAL	TARGET	DIFFERENCE
	95.9%	99.5%	-3.6%

Data Source: Real Time Data

DISTRICTS			
	ACTUAL	TARGET	DIFFERENCE
BARNLEY	93.2%	99.5%	-6.3%
DONCASTER	97.3%	99.5%	-2.2%
ROTHERHAM	96.7%	99.5%	-2.8%
SHEFFIELD	96.0%	99.5%	-3.5%



By LA Passenger Trips

